



## PIKE COUNTY ELEM SCHOOL

### Analysis Overview

#### Collection Information

Date of Analysis:	12-Dec-2011 09:46:36
Circulation System:	Follett Destiny
Data Integrity:	Bad: 21.23% holdings recognized
# of Records:	12475
# of Holdings:	19175
Recognized Call Numbers:	4071
Average Age:	1990
Enrollment:	825
Items per Student:	4.93

#### School Information

PIKE COUNTY ELEM SCHOOL  
PO BOX 407  
ZEBULON, GA 30295

#### Contact Information

Name:	Kathy Zellner
Phone:	770-567-4444
Phone (alt):	
Fax:	
Email:	zellnek@pike.k12.ga.us
Email (alt):	

## PIKE COUNTY ELEM SCHOOL

Prepared By : Kathy Zellner

12-Dec-2011 09:46:36

### Collection Analysis (by 100s)

The Hundred Divisions		Average Age	Items	% of Collection
000	Generalities	2004	127	3.12%
100	Philosophy and Psychology	1996	34	0.84%
200	Religion	1987	64	1.57%
300	Social Sciences	1988	616	15.13%
400	Language	1980	51	1.25%
500	Natural Sciences/Mathematics	1990	886	21.76%
600	Technology	1991	565	13.88%
700	The Arts	1992	530	13.02%
800	Literature and Rhetoric	1981	215	5.28%
900	Geography and History	1991	983	24.15%
Hundred Divisions Totals		1990	4071	100.00%

#### Additional Category Listings

General Fiction	n/a	0	0.00%
Reference	n/a	0	0.00%
Biography	n/a	0	0.00%
Professional	n/a	0	0.00%
Story Collection	n/a	0	0.00%
Paperback	n/a	0	0.00%
Easy	n/a	0	0.00%
Additional Category Listings Totals		n/a	0.00%

**Totals**

**1990**

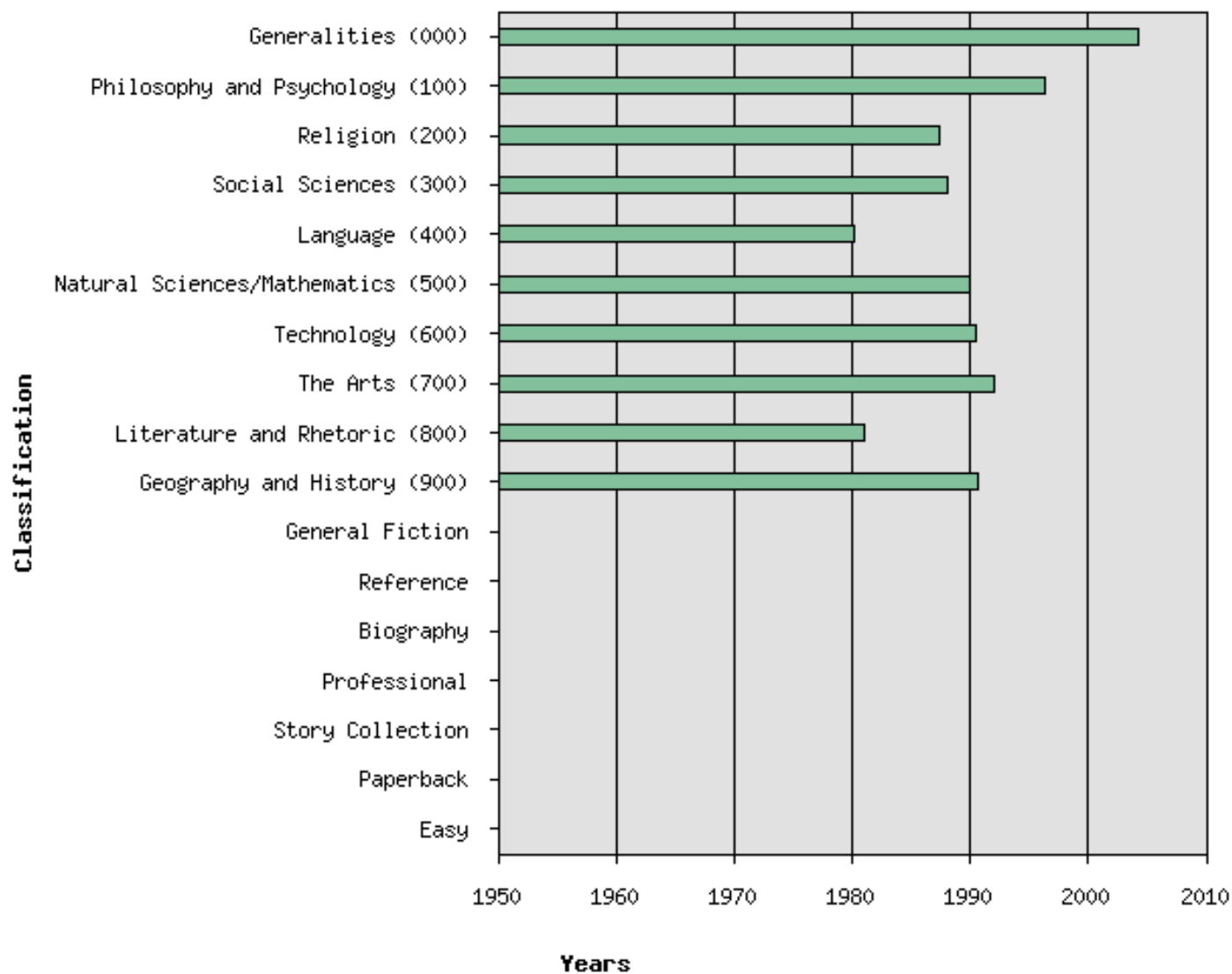
**4071**

## PIKE COUNTY ELEM SCHOOL

Prepared By : Kathy Zellner

12-Dec-2011 09:46:36

### Collection Analysis (by 100s) - Average Age

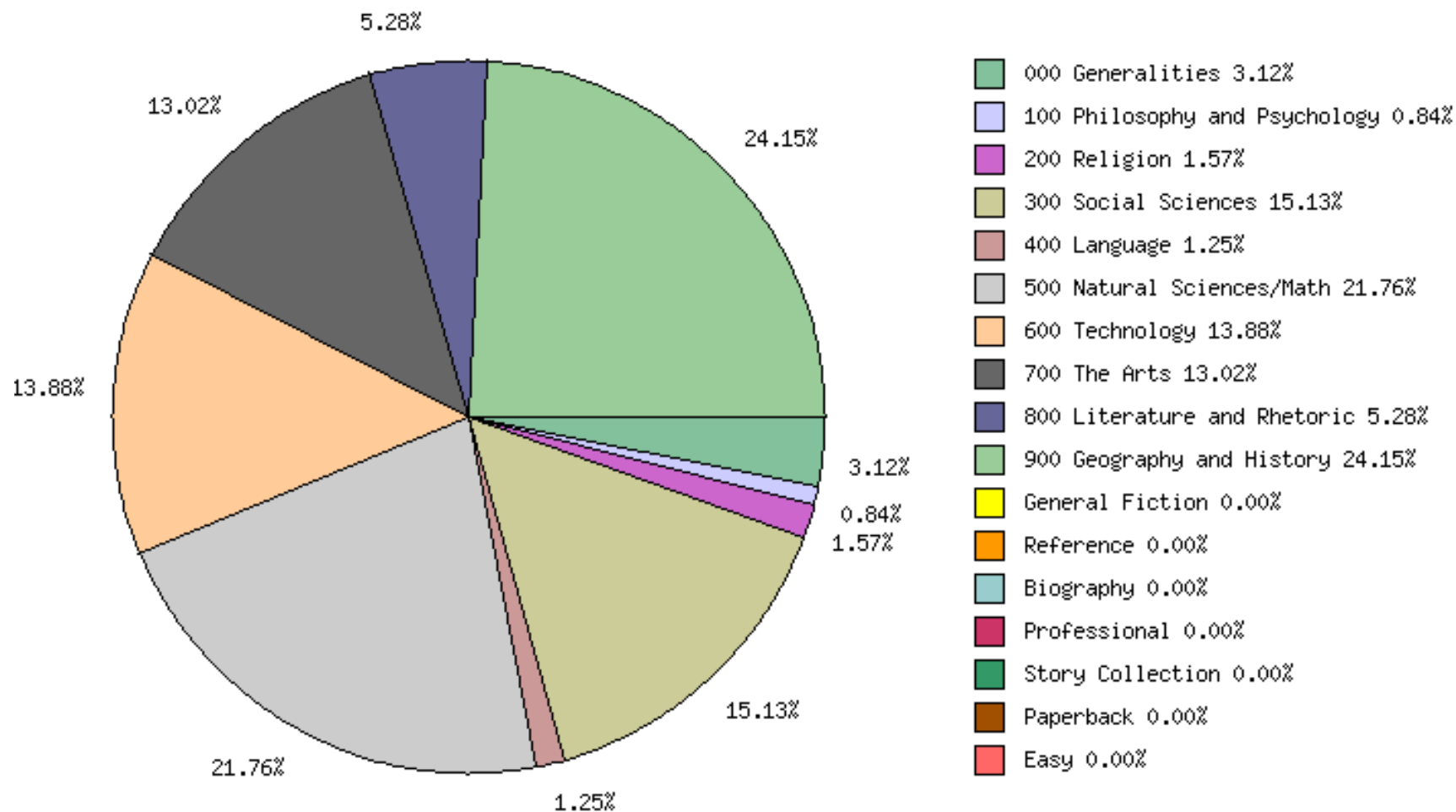


## PIKE COUNTY ELEM SCHOOL

Prepared By : Kathy Zellner

12-Dec-2011 09:46:36

### Collection Analysis (by 100s) - Main Classification Percentages



## PIKE COUNTY ELEM SCHOOL

Prepared By : Kathy Zellner

12-Dec-2011 09:46:36

### Collection Analysis (by 10s)

The Hundreds Divisions		Age	Items	% of Collection
000	Generalities	1997	25	0.61%
010	Bibliography	n/a	0	0.00%
020	Library and Information Sciences	1999	1	0.02%
030	General Encyclopedic Works	1986	18	0.44%
040	n/a	n/a	0	0.00%
050	General Serial Publications	2011	80	1.97%
060	General Organizations and Museology	n/a	0	0.00%
070	News Media, Journalism, Publishing	1990	2	0.05%
080	General Collections	1998	1	0.02%
090	Manuscripts and Rare Books	n/a	0	0.00%
Generalities Totals		2004	127	3.12%
100	Philosophy and Psychology	n/a	0	0.00%
110	Metaphysics	n/a	0	0.00%
120	Epistemology, Causation, Humankind	n/a	0	0.00%
130	Paranormal Phenomena	1995	13	0.32%
140	Specific Philosophical Schools	n/a	0	0.00%
150	Psychology	1991	8	0.20%
160	Logic	n/a	0	0.00%
170	Ethics	2001	13	0.32%
180	Ancient, Medieval, Oriental Philosophy	n/a	0	0.00%
190	Modern Western Philosophy	n/a	0	0.00%
Philosophy and Psychology Totals		1996	34	0.84%
200	Religion	2007	3	0.07%
210	Philosophy and Theory of Religion	1997	1	0.02%
220	Bible	1981	28	0.69%
230	Christianity/Christian Theology	1995	7	0.17%
240	Christian Moral & Devotional Theology	1981	1	0.02%
250	Christian Orders & Local Church	n/a	0	0.00%
260	Social and Ecclesiastical Theology	n/a	0	0.00%
270	History of Christianity	n/a	0	0.00%
280	Christian Denominations & Sects	n/a	0	0.00%
290	Comparative and Other Religions	1990	24	0.59%
Religion Totals		1987	64	1.57%

## PIKE COUNTY ELEM SCHOOL

Prepared By : Kathy Zellner

12-Dec-2011 09:46:36

### Collection Analysis (by 10s)

The Hundreds Divisions		Age	Items	% of Collection
300	Social Sciences	1990	47	1.15%
310	Collections of General Statistics	n/a	0	0.00%
320	Political Science	1992	21	0.52%
330	Economics	1988	39	0.96%
340	Law	1987	9	0.22%
350	Public Admin and Military Science	1983	20	0.49%
360	Social Problems and Services	1993	65	1.60%
370	Education	1997	39	0.96%
380	Commerce, Commun., Transportation	1987	25	0.61%
390	Customs, Etiquette, Folklore	1986	351	8.62%
<b>Social Sciences Totals</b>		<b>1988</b>	<b>616</b>	<b>15.13%</b>
400	Language	1988	1	0.02%
410	Linguistics	1973	9	0.22%
420	English and Old English	1981	35	0.86%
430	Germanic Languages, German	1992	1	0.02%
440	Romance Languages, French	n/a	0	0.00%
450	Italian, Romanian, Rhaeto-Romanic	n/a	0	0.00%
460	Spanish and Portuguese Languages	1984	3	0.07%
470	Italic Languages, Latin	n/a	0	0.00%
480	Hellenic Languages, Classical Greek	n/a	0	0.00%
490	Other Languages	1982	2	0.05%
<b>Language Totals</b>		<b>1980</b>	<b>51</b>	<b>1.25%</b>
500	Natural Sciences/Mathematics	1991	31	0.76%
510	Mathematics	1977	6	0.15%
520	Astronomy and Allied Sciences	1993	77	1.89%
530	Physics	1986	66	1.62%
540	Chemistry and Allied Sciences	1990	12	0.29%
550	Earth Sciences	1991	88	2.16%
560	Paleontology, Paleozoology	1990	69	1.69%
570	Life Sciences, Biology	1990	71	1.74%
580	Plants	1987	34	0.84%
590	Animals	1990	432	10.61%
<b>Natural Sciences/Mathematics Totals</b>		<b>1990</b>	<b>886</b>	<b>21.76%</b>

## PIKE COUNTY ELEM SCHOOL

Prepared By : Kathy Zellner

12-Dec-2011 09:46:36

### Collection Analysis (by 10s)

The Hundreds Divisions		Age	Items	% of Collection
600	Technology	1998	3	0.07%
610	Medical Sciences, Medicine	1988	97	2.38%
620	Engineering and Allied Operations	1988	180	4.42%
630	Agriculture	1995	191	4.69%
640	Home Economics and Family Living	1991	39	0.96%
650	Management Auxiliary Services	1975	5	0.12%
660	Chemical Engineering	1989	13	0.32%
670	Manufacturing	1987	10	0.25%
680	Manufacture for Specific Uses	1990	18	0.44%
690	Buildings	1984	9	0.22%
Technology Totals		1991	565	13.88%
700	The Arts	1988	7	0.17%
710	Civic and Landscape Art	n/a	0	0.00%
720	Architecture	1974	7	0.17%
730	Plastic Arts, Sculpture	1981	6	0.15%
740	Drawing and Decorative Arts	1983	111	2.73%
750	Painting and Paintings	1982	6	0.15%
760	Graphic Arts, Print Making	1985	3	0.07%
770	Photography and Photographs	1982	5	0.12%
780	Music	1984	37	0.91%
790	Recreational and Performing Arts	1997	348	8.55%
The Arts Totals		1992	530	13.02%
800	Literature and Rhetoric	1974	57	1.40%
810	American Literature in English	1986	134	3.29%
820	English and Old English Literatures	1969	23	0.56%
830	Literatures of Germanic Languages	n/a	0	0.00%
840	Literatures of Romance Languages	1982	1	0.02%
850	Italian, Romanian, Rhaeto-Romanic	n/a	0	0.00%
860	Spanish and Portuguese Literatures	n/a	0	0.00%
870	Italic Literatures, Latin	n/a	0	0.00%
880	Hellenic Literatures, Classical Greek	n/a	0	0.00%
890	Literatures of Other Languages	n/a	0	0.00%
Literature and Rhetoric Totals		1981	215	5.28%

## PIKE COUNTY ELEM SCHOOL

Prepared By : Kathy Zellner

12-Dec-2011 09:46:36

### Collection Analysis (by 10s)

#### The Hundreds Divisions

		Age	Items	% of Collection
900	Geography and History	1993	10	0.25%
910	Geography and Travel	1983	88	2.16%
920	Biography, Genealogy, Insignia	1974	58	1.42%
930	History of Ancient World	1992	36	0.88%
940	General History of Europe	1986	106	2.60%
950	General History of Asia	1989	70	1.72%
960	General History of Africa	1988	21	0.52%
970	General History of North America	1995	563	13.83%
980	General History of South America	1981	13	0.32%
990	General History of Other Areas	1990	18	0.44%
<b>Geography and History Totals</b>		<b>1991</b>	<b>983</b>	<b>24.15%</b>

#### Additional Category Listings

General Fiction	n/a	0	0.00%
Reference	n/a	0	0.00%
Biography	n/a	0	0.00%
Professional	n/a	0	0.00%
Story Collection	n/a	0	0.00%
Paperback	n/a	0	0.00%
Easy	n/a	0	0.00%
<b>Additional Category Listings Totals</b>	<b>n/a</b>		<b>0.00%</b>

**Totals**

**1990**

**4071**



## PIKE COUNTY ELEM SCHOOL

Prepared By : Kathy Zellner

12-Dec-2011 09:46:36

# Balanced Dewey Comparisons: FLR

## Hundreds Divisions

		Avg Age	Items	% of Collection	FLR Bal. Dewey	Difference
000	Generalities	2004	127	3.12%	1.00%	2.12%
100	Philosophy and Psychology	1996	34	0.84%	0.50%	0.34%
200	Religion	1987	64	1.57%	1.00%	0.57%
300	Social Sciences	1988	616	15.13%	10.00%	5.13%
400	Language	1980	51	1.25%	1.00%	0.25%
500	Natural Sciences/Mathematics	1990	886	21.76%	11.00%	10.76%
600	Technology	1991	565	13.88%	5.50%	8.38%
700	The Arts	1992	530	13.02%	5.00%	8.02%
800	Literature and Rhetoric	1981	215	5.28%	5.00%	0.28%
900	Geography and History	1991	983	24.15%	8.50%	15.65%

## Additional Category Listings

General Fiction	n/a	0	0.00%	19.00%	-19.00%
Reference	n/a	0	0.00%	5.00%	-5.00%
Biography	n/a	0	0.00%	7.00%	-7.00%
Professional	n/a	0	0.00%	1.50%	-1.50%
Story Collection	n/a	0	0.00%	n/a	n/a
Paperback	n/a	0	0.00%	n/a	n/a
Easy	n/a	0	0.00%	19.00%	-19.00%

### Totals

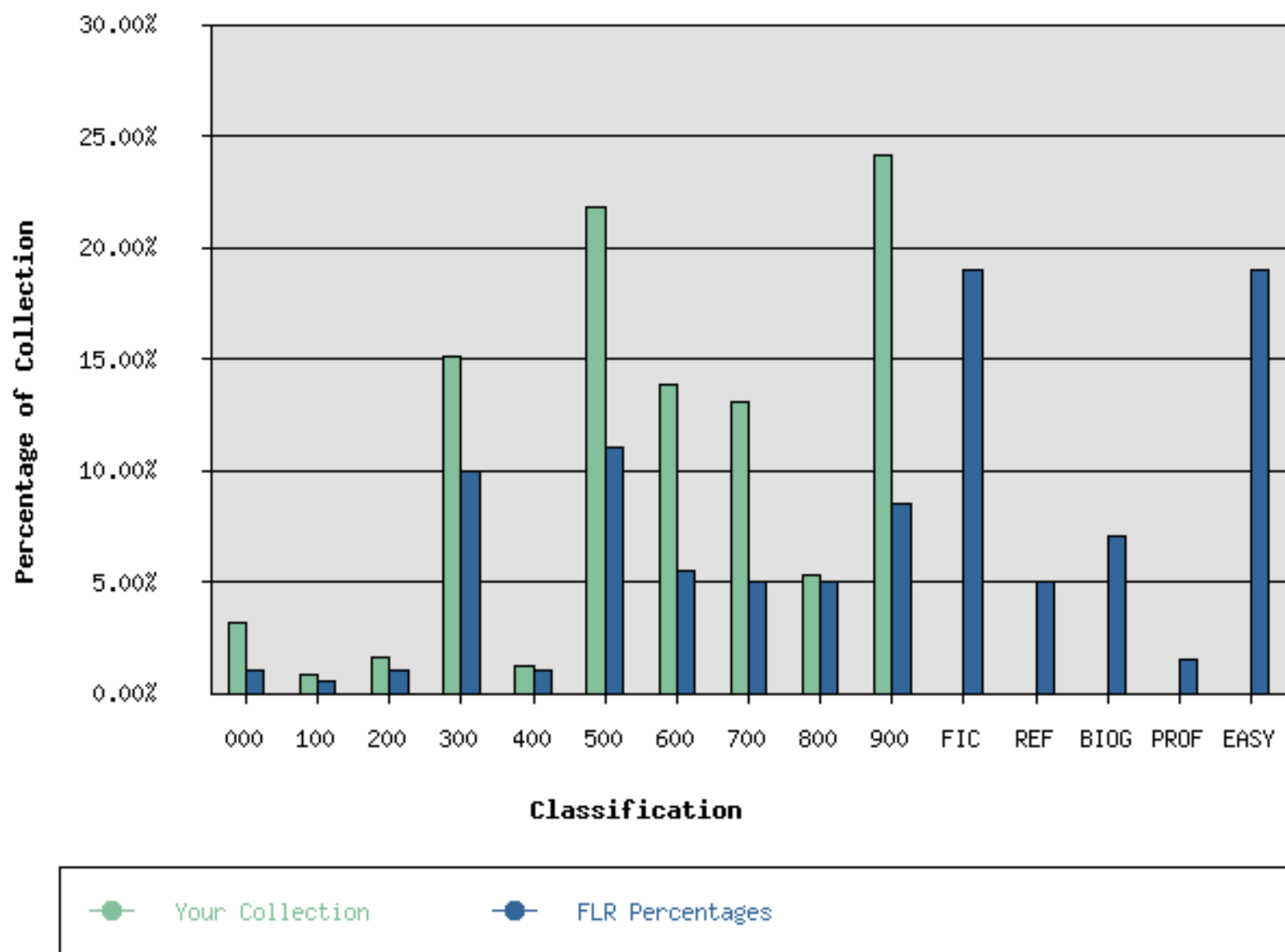
1990 4071

## PIKE COUNTY ELEM SCHOOL

Prepared By : Kathy Zellner

12-Dec-2011 09:46:36

### Balanced Dewey Comparisons: FLR



## PIKE COUNTY ELEM SCHOOL

Prepared By : Kathy Zellner

12-Dec-2011 09:46:36

# Balanced Dewey Comparisons: Wilson

## Hundreds Divisions

		Avg Age	Items	% of Collection	Wilson Bal. Dewey	Difference
000	Generalities	2004	127	3.12%	0.40%	2.72%
100	Philosophy and Psychology	1996	34	0.84%	0.30%	0.54%
200	Religion	1987	64	1.57%	1.40%	0.17%
300	Social Sciences	1988	616	15.13%	8.80%	6.33%
400	Language	1980	51	1.25%	0.50%	0.75%
500	Natural Sciences/Mathematics	1990	886	21.76%	9.60%	12.16%
600	Technology	1991	565	13.88%	4.30%	9.58%
700	The Arts	1992	530	13.02%	4.30%	8.72%
800	Literature and Rhetoric	1981	215	5.28%	4.60%	0.68%
900	Geography and History	1991	983	24.15%	7.20%	16.95%

## Additional Category Listings

General Fiction	n/a	0	0.00%	28.40%	-28.40%
Reference	n/a	0	0.00%	1.60%	-1.60%
Biography	n/a	0	0.00%	5.50%	-5.50%
Professional	n/a	0	0.00%	1.50%	-1.50%
Story Collection	n/a	0	0.00%	n/a	n/a
Paperback	n/a	0	0.00%	n/a	n/a
Easy	n/a	0	0.00%	21.60%	-21.60%

**Totals**

**1990**

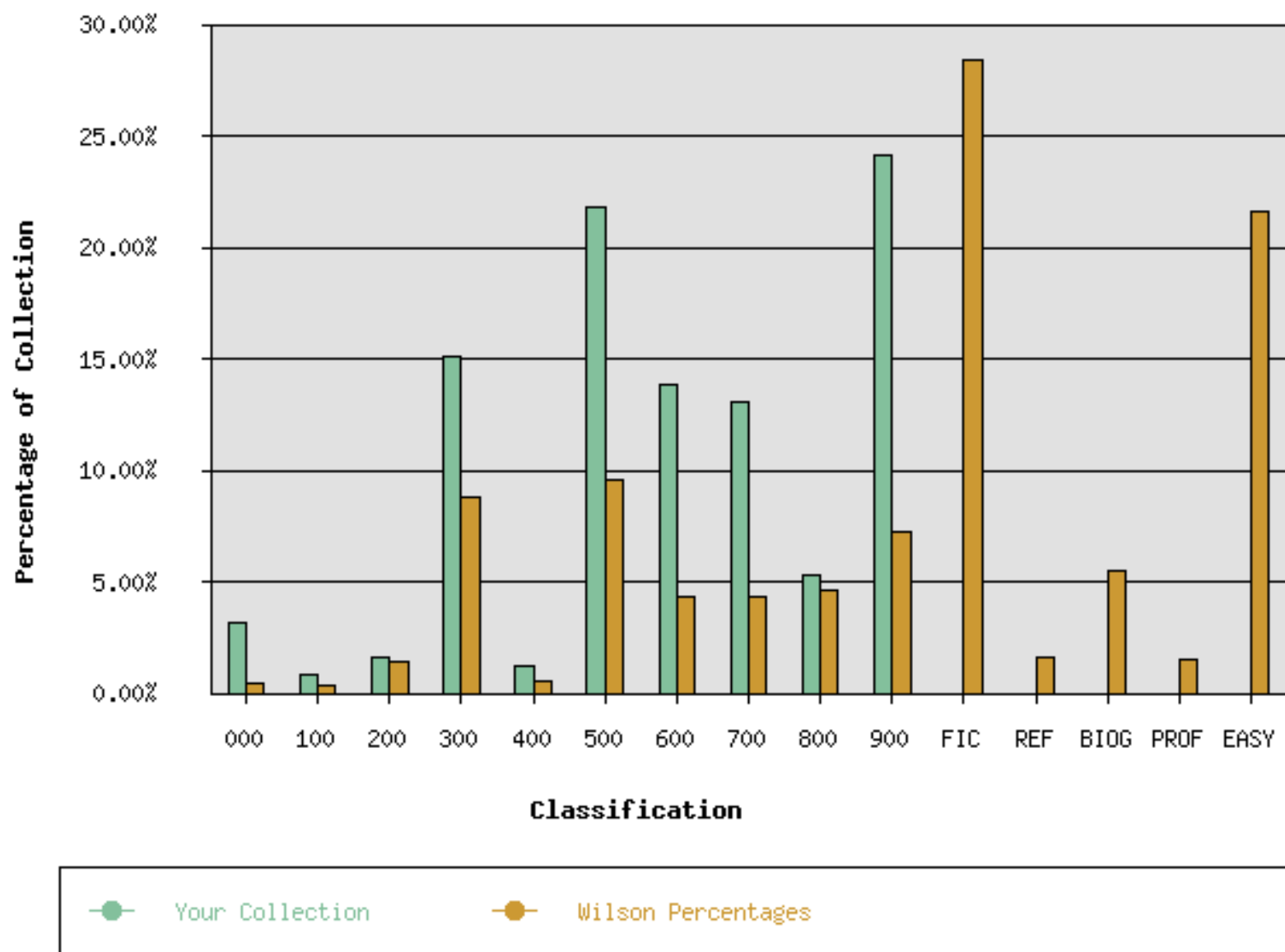
**4071**

# PIKE COUNTY ELEM SCHOOL

Prepared By : Kathy Zellner

12-Dec-2011 09:46:36

## Balanced Dewey Comparisons: Wilson



## PIKE COUNTY ELEM SCHOOL

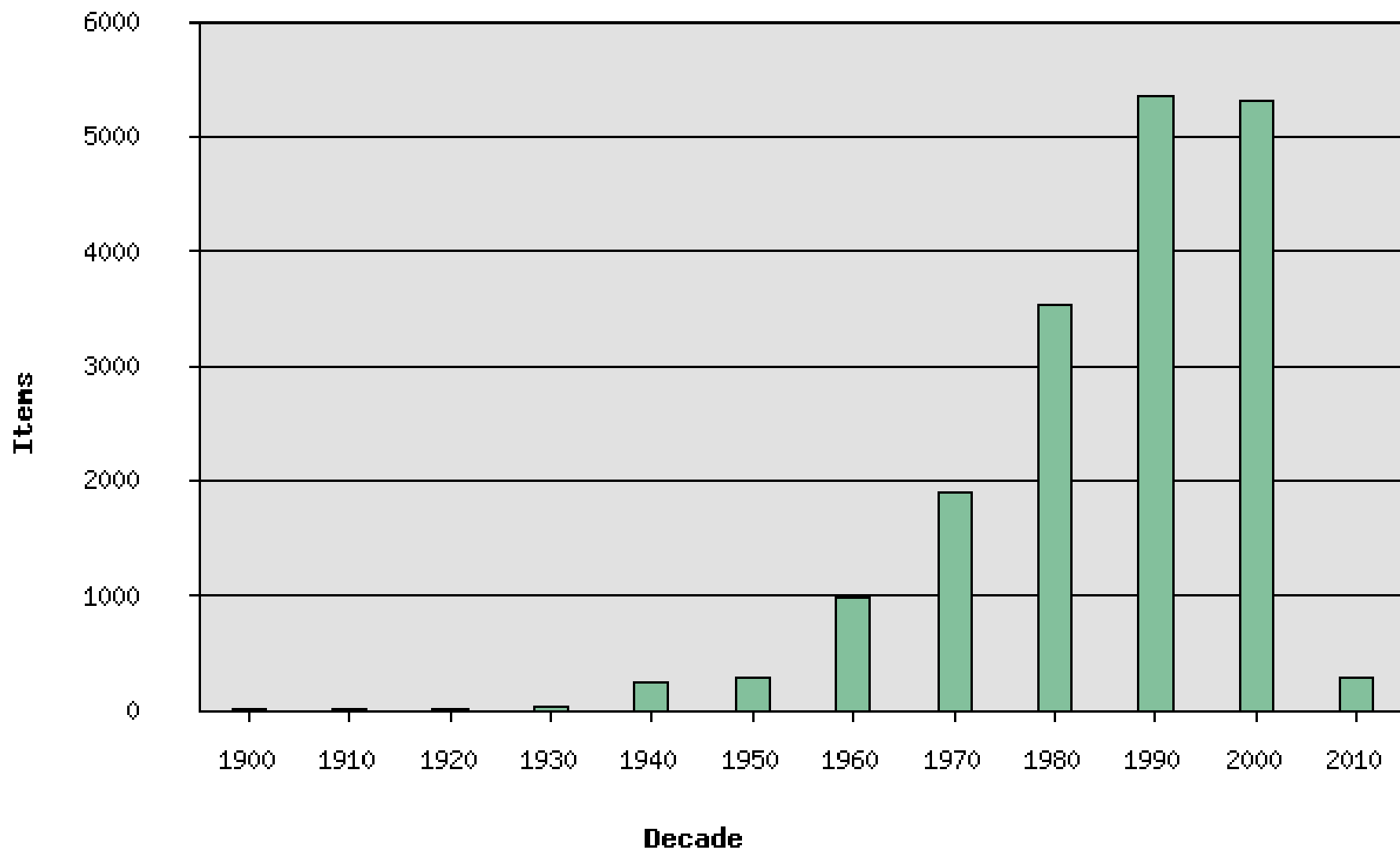
Prepared By : Kathy Zellner

12-Dec-2011 09:46:36

### Collection By Year

Decade	# of Books
1900	2
1910	1
1920	7
1930	25
1940	239
1950	288
1960	975
1970	1896
1980	3518
1990	5352
2000	5305
2010	277
No year given/out of range	1290
Total	19175

## Collection By Year



## PIKE COUNTY ELEM SCHOOL

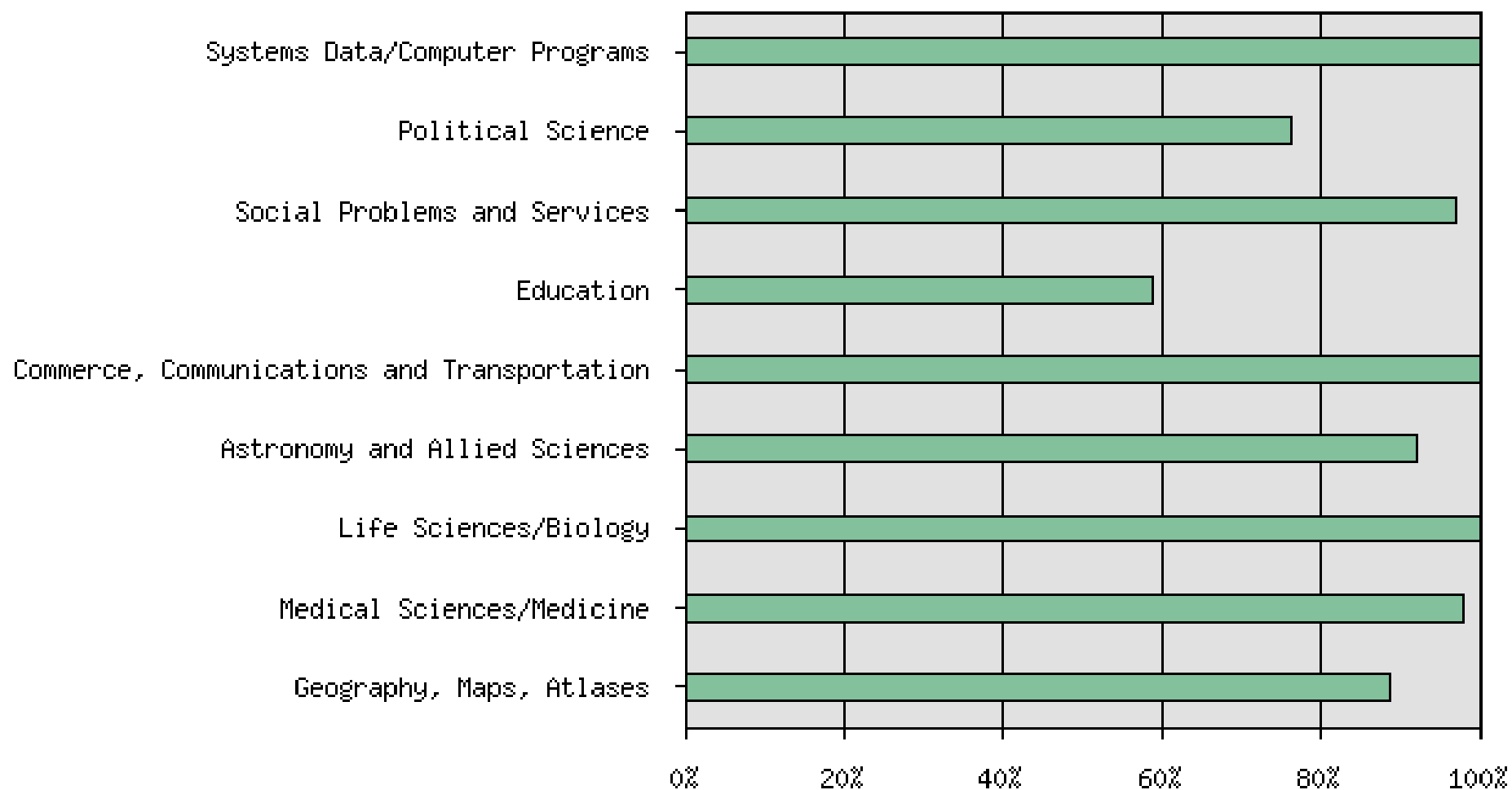
Prepared By : Kathy Zellner

12-Dec-2011 09:46:36

### Age Sensitivity

Dewey Ranges		Acceptable Age (Years)	Items in Collection	Aged	
003-007	Systems Data/Computer Programs	3	3	3	100.00%
320-329	Political Science	5	21	16	76.19%
361-369	Social Problems and Services	5	65	63	96.92%
370-379	Education	5	39	23	58.97%
380-389	Commerce, Communications and Transportation	5	25	25	100.00%
520-529	Astronomy and Allied Sciences	5	77	71	92.21%
570-579	Life Sciences/Biology	5	71	71	100.00%
610-619	Medical Sciences/Medicine	5	97	95	97.94%
910-919	Geography, Maps, Atlases	5	88	78	88.64%

## Age Sensitivity



**Percent of Collection Beyond Age Range**



## The Hundred Divisions (Summary)

### **000 Generalities**

- 010 Bibliography
- 020 Library and Information Sciences
- 030 General Encyclopedic Works
- 040 n/a
- 050 General Serial Publications
- 060 General Organizations and Museology
- 070 News Media, Journalism, Publishing
- 080 General Collections
- 090 Manuscripts and Rare Books

### **100 Philosophy and Psychology**

- 110 Metaphysics
- 120 Epistemology, Causation, Humankind
- 130 Paranormal Phenomena
- 140 Specific Philosophical Schools
- 150 Psychology
- 160 Logic
- 170 Ethics
- 180 Ancient, Medieval, Oriental Philosophy
- 190 Modern Western Philosophy

### **200 Religion**

- 210 Philosophy and Theory of Religion
- 220 Bible
- 230 Christianity/Christian Theology
- 240 Christian Moral & Devotional Theology
- 250 Christian Orders & Local Church
- 260 Social and Ecclesiastical Theology
- 270 History of Christianity
- 280 Christian Denominations & Sects
- 290 Comparative and Other Religions

### **300 Social Sciences**

- 310 Collections of General Statistics
- 320 Political Science
- 330 Economics
- 340 Law
- 350 Public Admin and Military Science
- 360 Social Problems and Services
- 370 Education
- 380 Commerce, Commun., Transportation
- 390 Customs, Etiquette, Folklore

### **400 Language**

- 410 Linguistics
- 420 English and Old English
- 430 Germanic Languages, German
- 440 Romance Languages, French
- 450 Italian, Romanian, Rhaeto-Romanic
- 460 Spanish and Portuguese Languages
- 470 Italic Languages, Latin
- 480 Hellenic Languages, Classical Greek
- 490 Other Languages

### **500 Natural Sciences/Mathematics**

- 510 Mathematics
- 520 Astronomy and Allied Sciences
- 530 Physics
- 540 Chemistry and Allied Sciences
- 550 Earth Sciences
- 560 Paleontology, Paleozoology
- 570 Life Sciences, Biology
- 580 Plants
- 590 Animals

### **600 Technology**

- 610 Medical Sciences, Medicine
- 620 Engineering and Allied Operations
- 630 Agriculture
- 640 Home Economics and Family Living
- 650 Management Auxiliary Services
- 660 Chemical Engineering
- 670 Manufacturing
- 680 Manufacture for Specific Uses
- 690 Buildings

### **700 The Arts**

- 710 Civic and Landscape Art
- 720 Architecture
- 730 Plastic Arts, Sculpture
- 740 Drawing and Decorative Arts
- 750 Painting and Paintings
- 760 Graphic Arts, Print Making
- 770 Photography and Photographs
- 780 Music
- 790 Recreational and Performing Arts

### **800 Literature and Rhetoric**

- 810 American Literature in English
- 820 English and Old English Literatures
- 830 Literatures of Germanic Languages
- 840 Literatures of Romance Languages
- 850 Italian, Romanian, Rhaeto-Romanic
- 860 Spanish and Portuguese Literatures
- 870 Italic Literatures, Latin
- 880 Hellenic Literatures, Classical Greek
- 890 Literatures of Other Languages

### **900 Geography and History**

- 910 Geography and Travel
- 920 Biography, Genealogy, Insignia
- 930 History of Ancient World
- 940 General History of Europe
- 950 General History of Asia
- 960 General History of Africa
- 970 General History of North America
- 980 General History of South America
- 990 General History of Other Areas